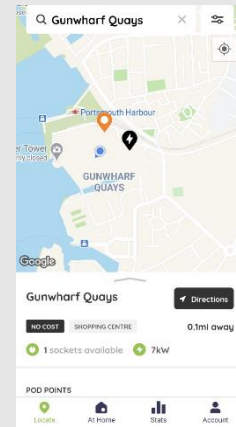


Pod Point Electric Car Charging- A guide

Gunwharf Quays has 12 electric car charging bays which are supplied by Pod Point. The charging bays are fitted with 7kW fast chargers which will give between 20-30 miles of range per hour plugged in to charge for full battery electric vehicles (BEVs). These charging points are untethered so guests will need to bring a type 2 cable with them. It is also recommended to download the Pod Point App prior to arrival at the Centre. ***This service is currently free to use, however normal parking rates apply.**

Step 1- Get the App

Prior to arrival download the Pod Point app from the app store or using the QR code below. Register your car and card details. Locate the Gunwharf Quays charging bays by GPS or typing in the postcode PO1 3TZ.



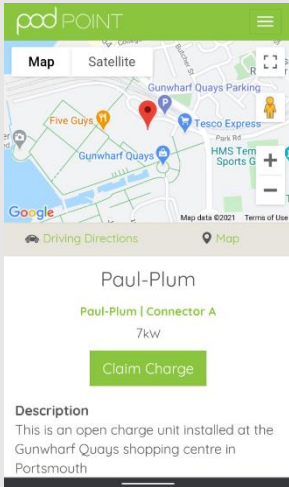
Step 2- Plug in

On arrival to our car park the Electric Vehicle bays can be found on the upper level of the car park just past the car park office on the left-hand side. Plug in the car using a type 2 charging cable.



Step 3- Find your Pod Point

As the car park is underground, please ensure you have good mobile or Wi-Fi signal before trying to charge the car. Select the name of your charger in the bay you have parked in.

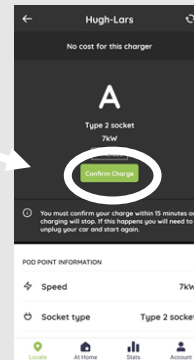


For example Hugh-Lars is the name of the bay exhibited in the picture on the right



Step 4- Confirm your charge

Select the confirm charge button on the app. You have 15 mins to confirm your charge before it times out.



Ensure your car is correctly charging via your normal method and enjoy your day at Gunwharf Quays.



If all 12 charging bays are full, the adjoining bays are equipped with 3 pin plugs which can be used with an adapter for any emergency top ups, however these are not supplied by Pod Point. Alternative charging points in the city can also be found using this website <https://www.zap-map.com/live/>.